



## Commodore Club East

177 Ocean Lane Dr  
Key Biscayne, FL 33149

Every month we compile this comprehensive market report focus on Commodore Club East in this convenient and easy to read format. Our datas comes from more than six different sources including MLS Associations, County Offices and Financial Institutions. Get this report for free every month on our website [commodoreclubeastcondosforsale.com](http://commodoreclubeastcondosforsale.com).

### Property Stats

POSTAL CODE 33149

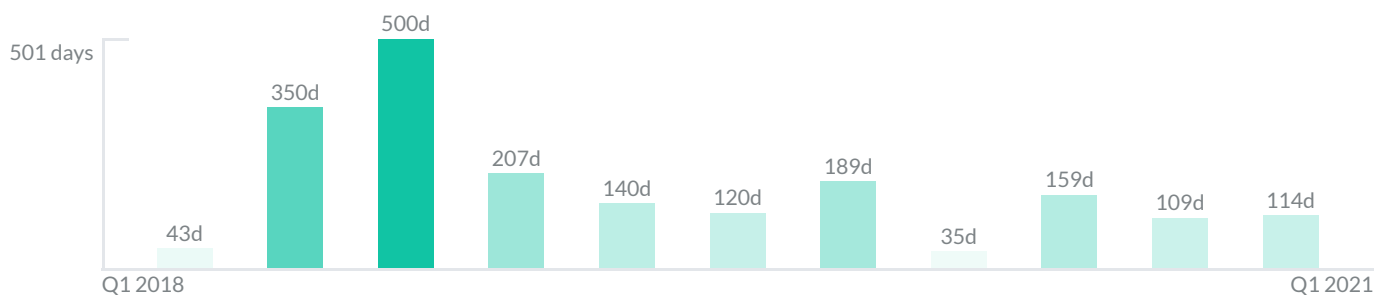
The property stats graph represents the median price evolution since ten years in your postal code area.



### Similar Properties

DAYS ON THE MARKET

Everyday 3 months we monitor how many days it takes for similar properties to be sold. This is also a good indicator to know when to buy or sale!



# Mortgage Rates

---

PER YEAR

Understanding mortgage economics is important when you want to buy with a loan. Below is the historical yearly average mortgage rates in the Unites States retrieved from Freddie Mac©

30 YEARS FIXED 4.4%



15 YEARS FIXED 3.9%



5/1-YEAR ADJUSTABLE 3.9%



# Schools

---

CLOSEST

Having good schools nearby is important if you have kids or plan to rent or sell your home. Ratings are retrieved from the leading independent and nonprofit GreatSchools©

ELEMENTARY SCHOOL  
Alpha Charter Of Excellence  
1/10

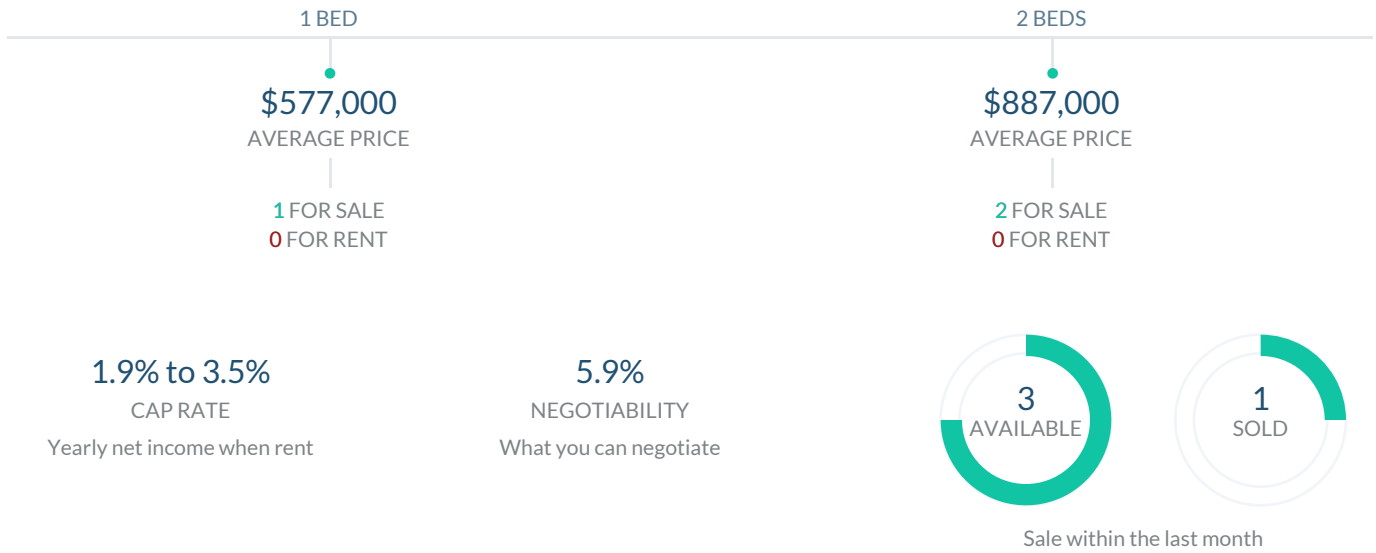
MIDDLE SCHOOL  
Young Womens Preparatory Academy  
10/10

HIGH SCHOOL  
Mast Academy  
10/10

# Insights

IN COMMODORE CLUB EAST

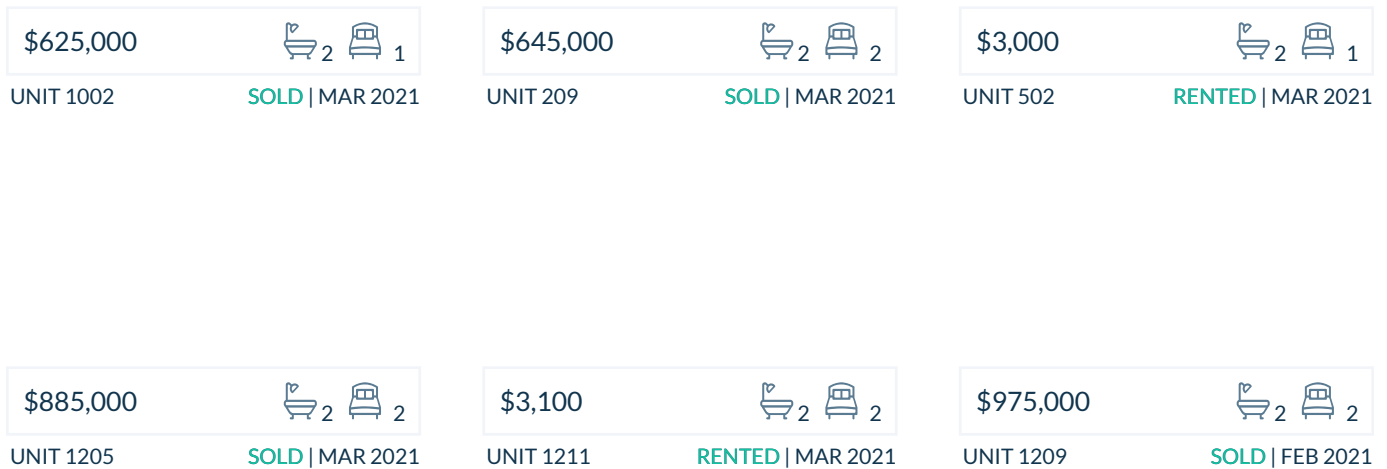
Below the average listing prices of available unit per property type.



# Activity

SOLD OR RENTED

Below the latest transactions reported by the local MLS Association for Commodore Club East



## Sold

LAST 20 PROPERTIES SOLD IN COMMODORE CLUB EAST

Unit	Price	Beds/Baths	\$/Sqft	Sqft	Buying Date	Days on Market
1002	\$625,000	1/2	\$744.0	840	Mar 2021	1
209	\$645,000	2/2	\$511.9	1,260	Mar 2021	39
1205	\$885,000	2/2	\$702.4	1,260	Feb 2021	367
1209	\$975,000	2/2	\$773.8	1,260	Feb 2021	49
906	\$860,000	2/2	\$682.5	1,260	Nov 2020	107
1113	\$725,000	2/2	\$575.4	1,260	Oct 2020	111
610	\$815,000	2/2	\$646.8	1,260	Sep 2020	64
909	\$825,000	2/2	\$654.8	1,260	Sep 2020	17
502	\$570,000	1/2	\$678.6	840	Sep 2020	183
802	\$595,000	1/2	\$708.3	840	Aug 2020	370
800	\$1,899,000	3/3	\$983.9	1,930	Jul 2020	162
613	\$3,650	2/2	\$2.9	1,260	May 2020	46
1014	\$1,095,000	2/2	\$745.4	1,469	Apr 2020	24
106	\$539,000	2/2	\$427.8	1,260	Oct 2019	202
613	\$3,600	2/2	\$2.9	1,260	Oct 2019	175
813	\$649,000	2/2	\$515.1	1,260	Sep 2019	224
904	\$850,000	2/2	\$674.6	1,260	Aug 2019	22
711	\$580,000	2/2	\$460.3	1,260	Aug 2019	N/A
406	\$585,000	2/2	\$464.3	1,260	Aug 2019	53
510	\$650,000	2/2	\$515.9	1,260	Aug 2019	42

## Rented

LAST 20 PROPERTIES RENTED IN COMMODORE CLUB EAST

Unit	Price	Beds/Baths	\$/Sqft	Sqft	Rented Date	Days on Market
502	\$3,000	1/2	\$3.6	840	Mar 2021	22
1211	\$3,100	2/2	\$2.5	1,260	Feb 2021	200
807	\$4,500	2/2	\$3.6	1,260	Feb 2021	16
704	\$3,600	2/2	\$2.9	1,260	Oct 2020	6
804	\$3,900	2/2	\$3.1	1,260	Sep 2020	69
313	\$3,950	2/2	\$3.1	1,260	Jul 2020	30
302	\$2,950	1/2	\$3.5	840	Jul 2020	121
100	\$6,000	2/2	\$3.1	1,930	Jul 2020	37
708	\$8,000	2/2	\$6.3	1,260	Jun 2020	139
1106	\$5,000	2/2	\$4.0	1,260	Feb 2020	4
106	\$3,200	2/2	\$2.5	1,260	Feb 2020	22
209	\$3,200	2/2	\$2.5	1,260	Jan 2020	54
410	\$3,300	2/2	\$2.6	1,260	Jan 2020	50
308	\$6,000	2/2	\$4.8	1,260	Dec 2019	19
906	\$4,800	2/2	\$3.8	1,260	Nov 2019	76
306	\$3,400	2/2	\$2.7	1,260	Nov 2019	27
708	\$7,500	2/2	\$6.0	1,260	Oct 2019	78
704	\$4,000	2/2	\$3.2	1,260	Sep 2019	9
411	\$3,500	2/2	\$2.8	1,260	Sep 2019	34
702	\$2,950	1/2	\$3.5	840	Aug 2019	95

## Currently Listed

---

ACTIVE LISTINGS 1/1

Unit	Price	Beds/Baths	\$/Sqft	Sqft	Listing Date	Owner
106	\$775,000	2/2	\$615.1	1260	Mar 2021	GUSTAVO M...
302	\$577,000	1/2	\$686.9	840	Mar 2021	FABIAN AND...
313	\$999,000	2/2	\$792.9	1260	Feb 2021	CHRISTOPHE...